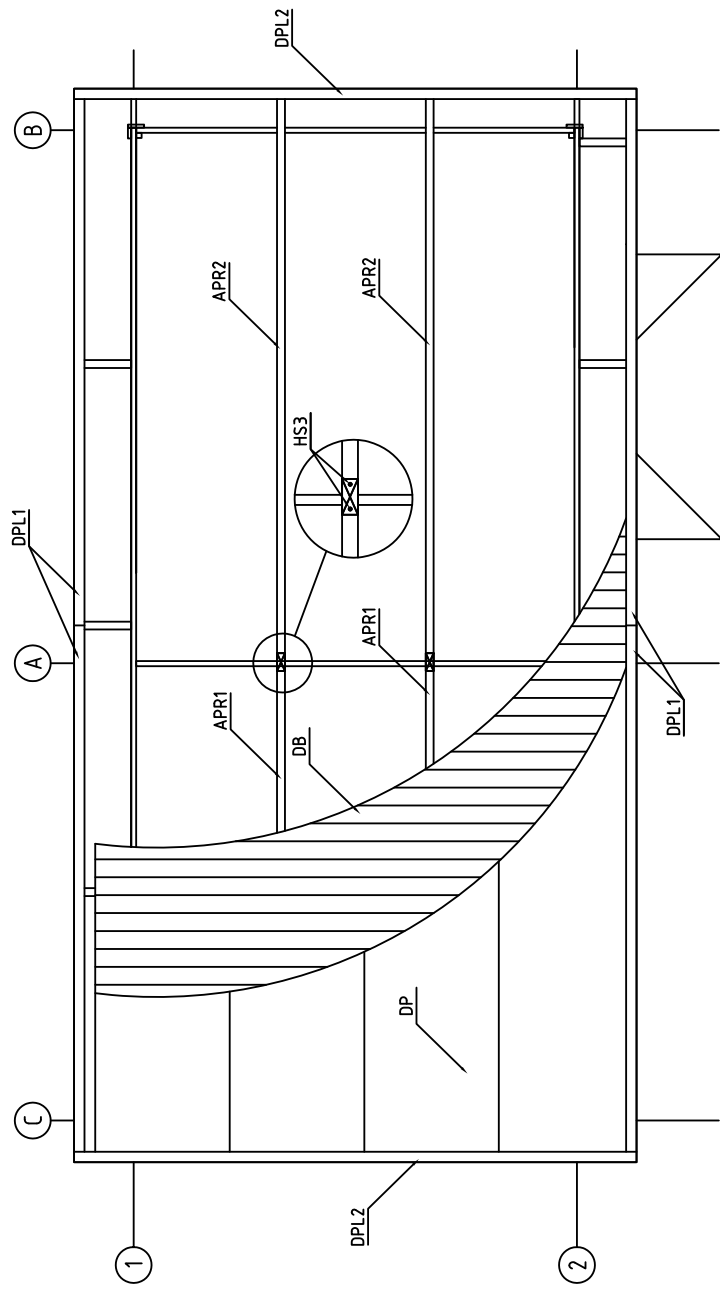
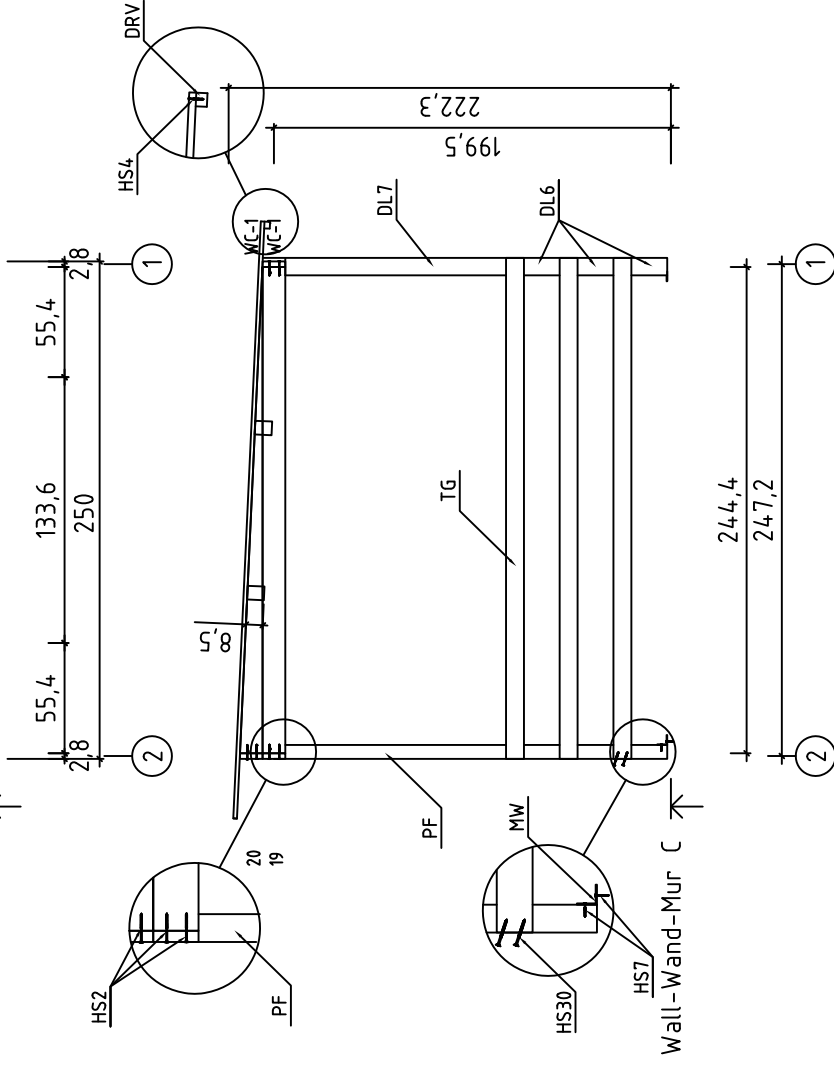
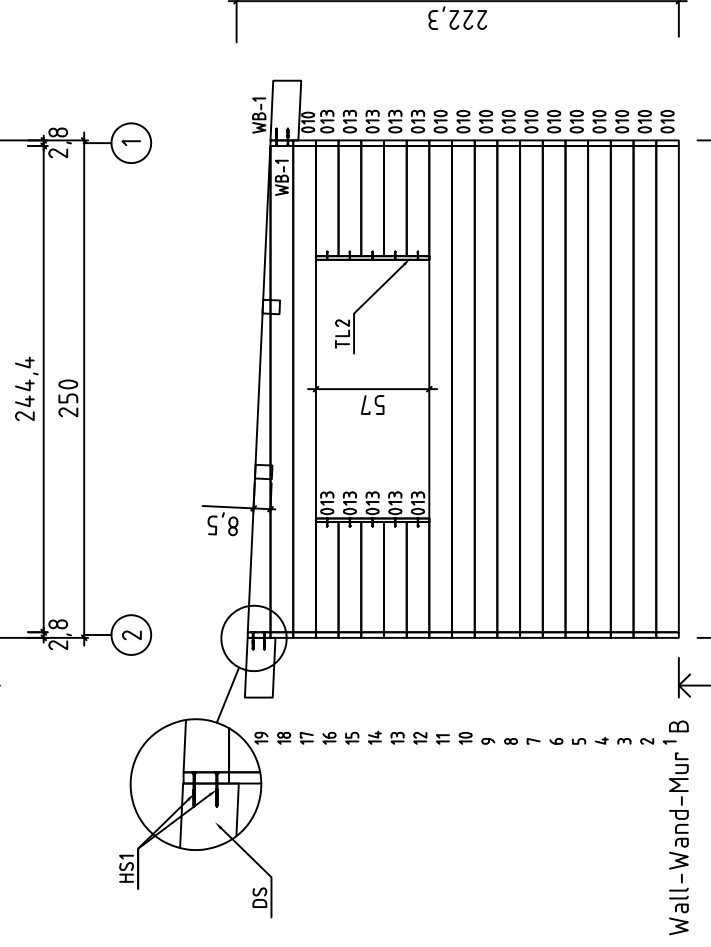
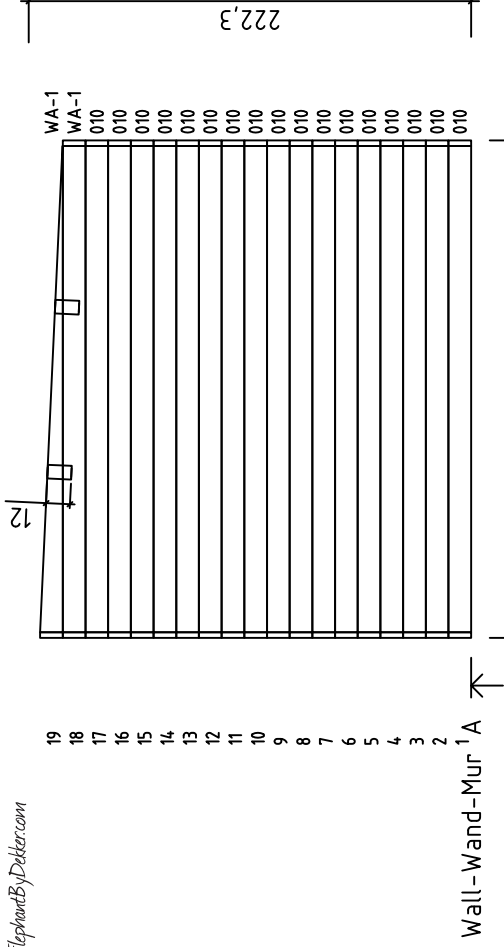
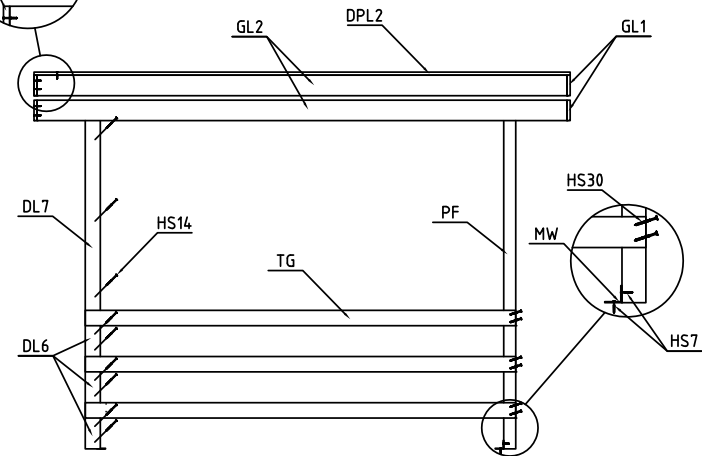
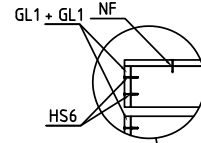
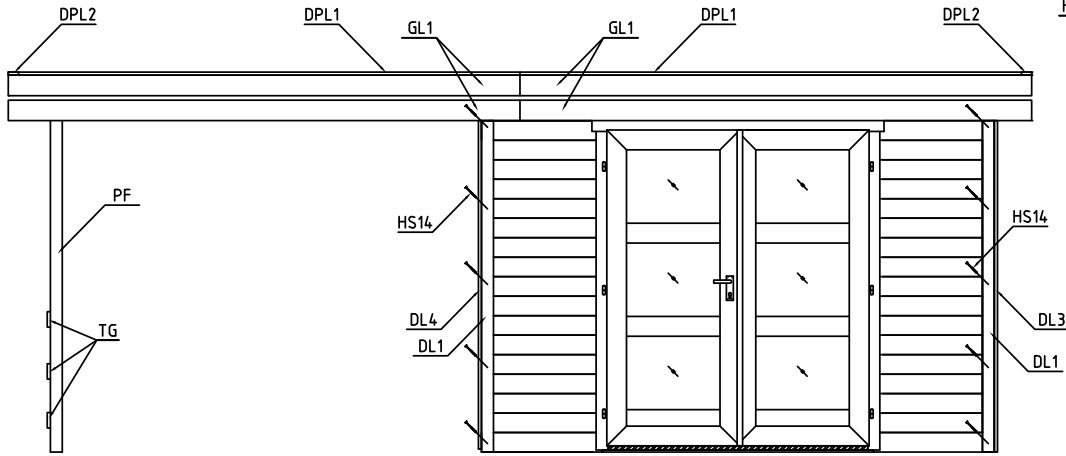
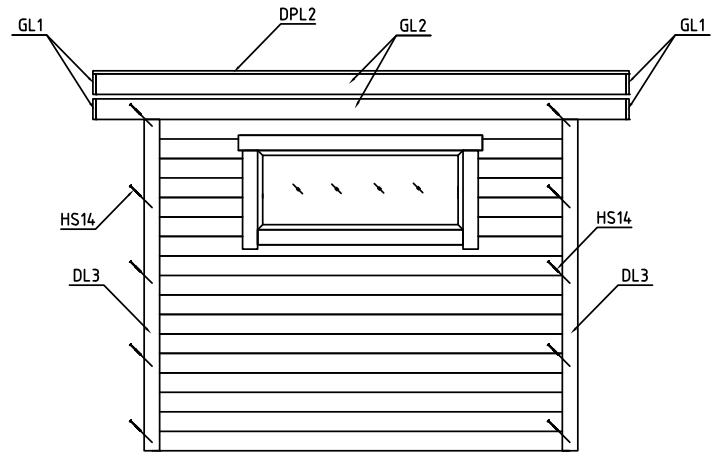
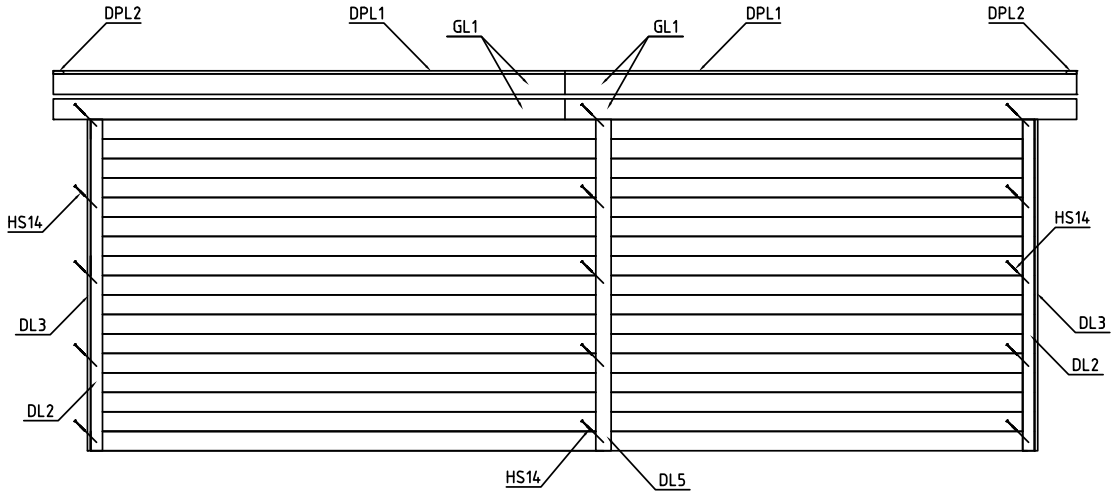

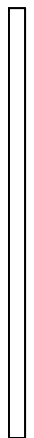

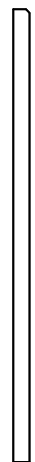
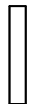


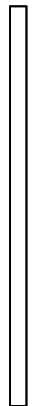



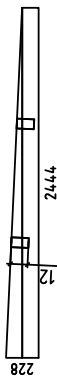

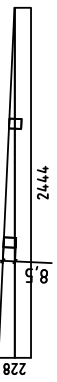

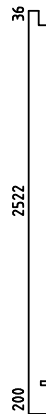






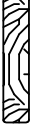





























ROOF PLAN - DACH-PLAN - PLAN DU TOIT














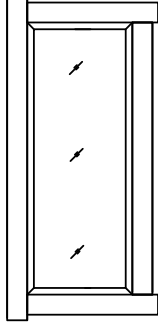
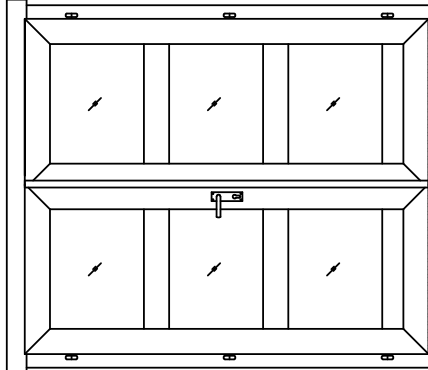






Pos	Piecelist – Stücklist – Liste des composants	Q.	P (mm)	L (mm)
001		17	28x114	2522
002		17	28x114	3000
003		1	28x114	2790
004		1	28x114	3160
005		34	28x114	683
006		1	28x114	2790
007		1	28x114	3160
008		1	28x114	2790
009		1	28x114	3160
010		29	28x114	2444
013		10	28x114	554
WA-1		1		
WB-1		1		
WC-1		1		
APR2	 ROOF BEAM – DACHBALKEN – PANNE DE TOIT	2	70x140	3236
APR1	 ROOF BEAM – DACHBALKEN – PANNE DE TOIT	2	70x140	2814
DB	ROOF BOARDS – DACHBRETTER – VOLIGES 	67	90x18	2988
DPL1	ROOFING FELT FILLET – DACHAPPENLEISTE – BAGUETTE DE FIXATION DU FEUTRE BITUMEUX 	4	18x58	2935
DPL2	ROOFING FELT FILLET – DACHAPPENLEISTE – BAGUETTE DE FIXATION DU FEUTRE BITUMEUX 	2	18x58	3136
FT	FILLET UNDER DOORSTEP – LEISTE UNTER TÜRSWELLE – BANDE EN ARBRE PORTE 	1	12x22	1588
DL1	CEILING BATTEN – DECKLEISTE – PROFILS DE FINITION ANGLES A L'EXTERIEUR 	2	18x70	2166
DL2	CEILING BATTEN – DECKLEISTE – PROFILS DE FINITION ANGLES A L'EXTERIEUR 	2	18x70	2052
DL3	CEILING BATTEN – DECKLEISTE – PROFILS DE FINITION ANGLES A L'EXTERIEUR 	2	18x90	1938
DL4	CEILING BATTEN – DECKLEISTE – PROFILS DE FINITION ANGLES A L'EXTERIEUR 	1	18x90	1920
DL5	CEILING BATTEN – DECKLEISTE – PROFILS DE FINITION ANGLES A L'EXTERIEUR 	1	18x90	2052

Pos	Piecelist - Stücklist - Liste des composants	Q.	P (mm)	L (mm)
DL6	CEILING BATTEN - DECKLEISTE - PROFILS DE FINITION ANGLES A L'EXTERIEUR 	3	18x90	180
DL7	CEILING BATTEN - DECKLEISTE - PROFILS DE FINITION ANGLES A L'EXTERIEUR 	1	18x90	1110
EP2	CORNER STUD - ECKPFOSTEN - POTEAUX POUR PREAU 	4	42x42	1970
EP1	CORNER STUD - ECKPFOSTEN - POTEAUX POUR PREAU 	2	42x42	2085
PF	POST - PFOSTEN - POTEAU 	1	70x70	1976
DP	ROOFING FELT - DACHPAPPE - FEUTRE BITUMEUX 	4		6050
DRV	ROOF EDGE REINFORCEMENT - DACHRANDVERSTÄRKUNG - CORNIERE DE RENFORT DE BORD DE TOIT 	4	28x34	1454
TL2	FINISHING STRIP FOR WINDOW - ABSCHUSSLEISTE FÜR FENSTER - MONTANT DE FINITION DES OUVERTURES FENETRES 	2	18x28	550
TL1	FINISHING STRIP FOR DOOR - ABSCHUSSLEISTE FÜR TÜR - MONTANT DE FINITION DES OUVERTURES PORTES 	2	18x28	1910
TG	REAR BOARDS - TERRASSENCELÄNDER - BALUSTRADE 	3	18x90	2518
DS	DISTANCE SPACERS FOR GABLE MOULDING - DACHSTÜTZEN - SUPPORTS EXTENSION TOITURE 	8	44x140	307
BL	FIXING SLAT FOR DISTANCE SPACERS - BEFESTIGUNGSLEISTE - RENFORTS PLANCHES DE RIVES 	16	28x34	250
GL1	GABLE MOULDING - GIEBELLEISTE - PLANCHE DE RIVE 	8	18x120	2993
GL2	GABLE MOULDING - GIEBELLEISTE - PLANCHE DE RIVE 	4	18x120	3100
HS4	SCREW FOR DISTANCE SPACER FIXING SLAT - SCHRAUBEN FÜR BEFESTIGUNGSLEISTE - VIS DE FIXATION RENFORTS PLANCHES DE RIVES 	70	4x40	
HS7	SCREW FOR METAL CORNER - HOLZSCHRAUBE FÜR METALWINKEL - VIS POUR COIN EN MÉTAL 	12	4x25	
HS6	SCREW FOR GABLE MOULDING - SCHRAUBEN FÜR GIEBELLEISTE - VIS DE FIXATION POUR PLANCHE DE RIVE 	90	3.5x50	
	SCREW FOR FILLET - SCHRAUBE ZUR BEFESTIGUNG TÜRLEISTE - VIS D'ASSEMBLAGE DU CADRE DE PORTE 	5	3x30	
HS14	SCREW FOR CEILING BATTEN - SCHRAUBEN FÜR DECKLEISTEN - VIS DE FIXATION PROFILS DE FINITION ANGLES A L'EXTERIEUR 	56	3x35	
HS4	SCREW FOR ROOF EDGE REINFORCEMENT - SCHRAUBEN FÜR DACHRANDVERSTÄRKUNG - VIS POUR RENFORT DE BORD DE TOIT 	16	4x40	
HS30	SCREW FOR REAR BOARDS - SCHRAUBEN FÜR TERRASSENCELÄNDER VIS DE FIXATION BALUSTRADE 	12	4x40	
HS4	SCREWS FOR FINISHING STRIP - SCHRAUBEN FÜR ABSCHUSSLEISTE VIS DE MONTANT DE FINITION DES OUVERTURES 	44	4x40	
HS2	SCREW FOR POST - SCHRAUBEN FÜR PFOSTEN - VIS DE FIXATION DES POTEAUX 	2	4x60	
HS2	SCREWS FOR WALL MOUNTING - SCHRAUBEN FÜR WANDMONTAGE - VIS DE FIXATION AU MUR 	301	4x60	
HS3	SCREW FOR FIXING ROOF BEAM - SCHRAUBE ZUR BEFESTIGUNG DACHBALKEN - VIS DE FIXATION POUTRE 	4	5x120	

Pos	Piecelist - Stücklist - Liste des composants	Q.	P (mm)	L (mm)
HS3	SCREW FOR ROOF BEAMS - SCHRAUBEN FÜR DACHBALKEN - VIS POUR PANNE DE TOIT 	6	5x120	
HS1	SCREW FOR FIXING GABLE MOULDING DISTANCE SPACERS TO THE WALL SCHRAUBEN FÜR DACHSTÜZEN - VIS DE SUPPORTS EXTENSION TOITURE 	16	5x90	
	SCREW FOR DOOR JAMB - SCHRAUBE FÜR TÜRRAHMEN - VIS DE FIXATION POUR MONTANT DE PORTE 	4	5x90	
	HAMMER BLOCK - SCHLAGHOLZ - CALLE DE FRAPPE 	1		
	SCREW FOR DOORSTEP - SCHRAUBEN FÜR TÜRSWELLE - VIS DE FIXATION DU SEUIL DE PORTE 	3		
NF	ZN NAIL FOR ROOFING FELT FILLET - ZN NÄGEL FÜR DACHAPPENLEISTE - POINTE POUR BAGUETTE FIXATION FEUTRE BITUMEUX 	44	2x40	
MW	METAL CORNER - METALWINKEL - CORNIERE EN MÉTAL 	2		
	ROOFING NAILS FOR ROOFING FELT - NÄGEL FÜR DACHPAPPE POINTE DE FIXATION POUR FEUTRE BITUMEUX 	205	2x17	
DS1	ZN NAIL FOR ROOF - ZN NÄGEL FÜR DACHBRETTER - POINTE POUR TOIT 	278	2x50	
	SET OF DOOR LOCK COVERS - SCHLOSSBLENDEN - SET DE GARNITURES DE SERRURE DE PORTE 	1		
	MALE BOLT HINGE FOR DOOR - TÜRRIEGEL - PARTIE MALE DE CHARNIERE DE PORTE 	6		
	DOOR HANDLE FITTINGS-TÜRGRIFF - SET DE GARNITURES DE SERRURE DE PORTE 	1		
	CYLINDER - ZYLINDERSCHLOSS - CYLINDRE DE SERRURE 	1		
	WINDOW-FENSTER-FENETRE 1290x540 SGC AK.1.100.SM0.c 	1		
	DOOR-TÜR-PORTE 1588x1894 SGC TUK.3.030.SVV.MMTb 	1		